

Wrap your Knits  
with



A Knitter's Journal  
2017 edition

# Quick References



<http://www.goodknitkisses.com/>

<http://www.goodknitkisses.com/resources/>

<http://www.goodknitkisses.com/blog/>



<https://www.facebook.com/GoodKnitKissesYOUTUBE>

<http://www.facebook.com/groups/LoomKnitClub>

Designed something new? Email Us! [design@goodknitkisses.com](mailto:design@goodknitkisses.com)

Have a great story or blog idea? Email Us! [contribute@goodknitkisses.com](mailto:contribute@goodknitkisses.com)

Are you interested in contributing as a guest blogger? Do you have a design you'd like to share have highlighted on the blog & a potential video tutorial made? Go to the Home Page & click Contact. You will be at the **“Get In Touch”** screen. Click the drop down box, click on Contribute for blogs/resources OR Design. Also just “Say Hi” there, too! Happy Knitting!

Journals by froginalong.com/Loomer and Knitter versions adapted by GoodKnit Kisses

# Knitting Abbreviations

In a pattern it is necessary to abbreviate stitches and instructions. It condenses the pattern down and makes it a shorter read. After you get used to the abbreviations it will be second nature to read them and remember what it means.

We have compiled the following to help you understand what the abbreviations mean.

Approx = approximately

beg = begin(s) (ning)

bet = between

BO = bind off

btwn = between

care washing cleaning

CC = contrasting color

cn = cable needle

CO = cast on

cont = continue (s)(ing)

dbl = double

dec = decrease (s)(ing)

inc = increase(s)(ing)

k = knit

k1b = knit 1 in the row below

ktbl = knit through the back loop (also k1tbl)

k2tog = knit 2 together

k2togb = knit 2 stitches together through back loop

k3tog = knit 3 together

k3togb = knit 3 stitches together through back loop

kfb = knit into the front and back of stitch

lp st = loop stitch

lp(s) = loop(s)

M1 = make 1

M2 = make two

MC = main color

meas = measure(s)

ndl(s) = needle(s)

opp = opposite

p = purl

p1b = purl through the back loop

p2sso = pass 2 slipped sts over

p2tog = purl 2 together.

p2togb = purl 2 together through the back loop

p3tog = purl 3 together.

pat = pattern

Pm = place marker

psso = pass slipped stitch over.

PU = pick up

rem = remain(s)(ing)

rep = repeat(s)(ing)

rev = revers(e)(ing)

Rev St st = reverse stockinette stitch (purl side is right side).

rf = right front

RH = right hand

rnd(s) = round(s)

RS = right side

s2kp or s2kp2 = slip 2 stitches together, knit 1, pass two slip stitches over.

sk = skip

sk2p = Slip 1, k2tog, pass sl st over.

skp = slip 1, knit 1, pass slipped stitch over.

sl = slip

sl st = slip stitch

slip1-k1-psso = slip 1, knit 1, pass slip stitch over.

sm = slip marker

sp(s) = space(s)

sq(s) = square(s)

ssk = slip, slip, knit

St st = Stockinette stitch  
 st(s) = stitch(es)  
 tbl = through the back loop  
 tog = together  
 work even  
 WS = wrong  
 wyib = with yarn in back

wyif = with yarn in front  
 yb - yarn back  
 yfwd - yarn forward  
 yf - yarn front  
yo = yarn over

## Terminology

<b>Term</b>	<b>Definition</b>
Cable needle	A short needle used to hold stitches so that their order can be switched. Usually used for cable stitch or crossing drop stitches
Circular needles	Knitting needles connected by a cable. Used for knitting large items in the round such as sweaters and blankets.
Dropped stitches	A stitch that falls off of the needle.
Double pointed needles	Needles with a point at each end. Used for knitting small items in the round such as mittens or socks.
Fair Isle	This pattern uses different colored yarns, however only 2 colors are worked in a row
Felting	The process of shrinking a project made of 100% wool to make the fiber thicker & stronger
Frog	Unraveling a number of rows in order to correct an error
Gauge	Refers to the measurement of a number of stitches horizontally and the number of rows vertically. Most often measured with at least a 4 inch square. This finished piece is called a swatch.
Intarsia	A technique used to create patterns with multiple colors
Round	Working circularly on double pointed needles or a circular needle.
Row	Working stitches across and turning your work around at the end.
Tink	Undoing your stitches one stitch at a time. K-N-I-T backwards.
Wrapping & Turning	A technique used to create short rows
Weave ends	Hiding and securing the yarn tails on the finished item

# Work in Progress Cards — Keep a card with each project.


Work in Progress		
Pattern Name:	_____	
Pattern Source:	_____	
Start Date:	_____	Needles: _____
Yarn Brand:	Color: _____	Lot# _____
Notes:	_____	


Work in Progress		
Pattern Name:	_____	
Pattern Source:	_____	
Start Date:	_____	Needles: _____
Yarn Brand:	Color: _____	Lot# _____
Notes:	_____	


Work in Progress		
Pattern Name:	_____	
Pattern Source:	_____	
Start Date:	_____	Needles: _____
Yarn Brand:	Color: _____	Lot# _____
Notes:	_____	


Work in Progress		
Pattern Name:	_____	
Pattern Source:	_____	
Start Date:	_____	Needles: _____
Yarn Brand:	Color: _____	Lot# _____
Notes:	_____	


# Yarn Stash Cards — Cut out cards, fold along dotted line, punch out hole and attach yarn sample.


Brand: _____		
Color: _____		
Dye Lot: _____		

Brand: _____		
Color: _____		
Dye Lot: _____		

Brand: _____		
Color: _____		
Dye Lot: _____		

Brand: _____		
Color: _____		
Dye Lot: _____		

Brand: _____		
Color: _____		
Dye Lot: _____		

Brand: _____		
Color: _____		
Dye Lot: _____		

# January 2017

SUNDAY	MONDAY	TUESDAY	WEDNESDAY	THURSDAY	FRIDAY	SATURDAY
1	2	3	4	5	6	7
8	9	10	11	12	13	14
15	16	17	18	19	20	21
22	23	24	25	26	27	28
29	30	31				

**NOTES:**

---

---

---

---

---

---

---

---

# January Projects and Knit Alongs

<b>Pattern/KAL Name</b>	
<b>Pattern/KAL Location</b>	
<b>Start Date</b>	
<b>End Date</b>	
<b>Supplies Needed</b>	
<b>Needles</b>	
<b>Yarn</b>	
<b>Other</b>	

<b>Pattern/KAL Name</b>	
<b>Pattern/KAL Location</b>	
<b>Start Date</b>	
<b>End Date</b>	
<b>Supplies Needed</b>	
<b>Needles</b>	
<b>Yarn</b>	
<b>Other</b>	

<b>Pattern/KAL Name</b>	
<b>Pattern/KAL Location</b>	
<b>Start Date</b>	
<b>End Date</b>	
<b>Supplies Needed</b>	
<b>Needles</b>	
<b>Yarn</b>	
<b>Other</b>	



# February 2017

SUNDAY	MONDAY	TUESDAY	WEDNESDAY	THURSDAY	FRIDAY	SATURDAY
			1	2	3	4
5	6	7	8	9	10	11
12	13	14	15	16	17	18
19	20	21	22	23	24	25
26	27	28				

**NOTES:**

---

---

---

---

---

---

---

---

# February Projects and Knit Alongs

<b>Pattern/KAL Name</b>	
<b>Pattern/KAL Location</b>	
<b>Start Date</b>	
<b>End Date</b>	
<b>Supplies Needed</b>	
<b>Needles</b>	
<b>Yarn</b>	
<b>Other</b>	

<b>Pattern/KAL Name</b>	
<b>Pattern/KAL Location</b>	
<b>Start Date</b>	
<b>End Date</b>	
<b>Supplies Needed</b>	
<b>Needles</b>	
<b>Yarn</b>	
<b>Other</b>	

<b>Pattern/KAL Name</b>	
<b>Pattern/KAL Location</b>	
<b>Start Date</b>	
<b>End Date</b>	
<b>Supplies Needed</b>	
<b>Needles</b>	
<b>Yarn</b>	
<b>Other</b>	

# March 2017

SUNDAY	MONDAY	TUESDAY	WEDNESDAY	THURSDAY	FRIDAY	SATURDAY
			1	2	3	4
5	6	7	8	9	10	11
12	13	14	15	16	17	18
19	20	21	22	23	24	25
26	27	28	29	30	31	

**NOTES:**

---

---

---

---

---

---

---

---

# March Projects and Knit Alongs

<b>Pattern/KAL Name</b>	
<b>Pattern/KAL Location</b>	
<b>Start Date</b>	
<b>End Date</b>	
<b>Supplies Needed</b>	
<b>Needles</b>	
<b>Yarn</b>	
<b>Other</b>	

<b>Pattern/KAL Name</b>	
<b>Pattern/KAL Location</b>	
<b>Start Date</b>	
<b>End Date</b>	
<b>Supplies Needed</b>	
<b>Needles</b>	
<b>Yarn</b>	
<b>Other</b>	

<b>Pattern/KAL Name</b>	
<b>Pattern/KAL Location</b>	
<b>Start Date</b>	
<b>End Date</b>	
<b>Supplies Needed</b>	
<b>Needles</b>	
<b>Yarn</b>	
<b>Other</b>	

# April 2017

SUNDAY	MONDAY	TUESDAY	WEDNESDAY	THURSDAY	FRIDAY	SATURDAY
						1
2	3	4	5	6	7	8
9	10	11	12	13	14	15
16	17	18	19	20	21	22
23	24	25	26	27	28	29
30						

**NOTES:**

---

---

---

---

---

---

---

---

# April Projects and Knit Alongs

<b>Pattern/KAL Name</b>	
<b>Pattern/KAL Location</b>	
<b>Start Date</b>	
<b>End Date</b>	
<b>Supplies Needed</b>	
<b>Needles</b>	
<b>Yarn</b>	
<b>Other</b>	

<b>Pattern/KAL Name</b>	
<b>Pattern/KAL Location</b>	
<b>Start Date</b>	
<b>End Date</b>	
<b>Supplies Needed</b>	
<b>Needles</b>	
<b>Yarn</b>	
<b>Other</b>	

<b>Pattern/KAL Name</b>	
<b>Pattern/KAL Location</b>	
<b>Start Date</b>	
<b>End Date</b>	
<b>Supplies Needed</b>	
<b>Needles</b>	
<b>Yarn</b>	
<b>Other</b>	

# May 2017

SUNDAY	MONDAY	TUESDAY	WEDNESDAY	THURSDAY	FRIDAY	SATURDAY
	1	2	3	4	5	6
7	8	9	10	11	12	13
14	15	16	17	18	19	20
21	22	23	24	25	26	27
28	29	30	31			

**NOTES:**

---

---

---

---

---

---

---

---

# May Projects and Knit Alongs

<b>Pattern/KAL Name</b>	
<b>Pattern/KAL Location</b>	
<b>Start Date</b>	
<b>End Date</b>	
<b>Supplies Needed</b>	
<b>Needles</b>	
<b>Yarn</b>	
<b>Other</b>	

<b>Pattern/KAL Name</b>	
<b>Pattern/KAL Location</b>	
<b>Start Date</b>	
<b>End Date</b>	
<b>Supplies Needed</b>	
<b>Needles</b>	
<b>Yarn</b>	
<b>Other</b>	

<b>Pattern/KAL Name</b>	
<b>Pattern/KAL Location</b>	
<b>Start Date</b>	
<b>End Date</b>	
<b>Supplies Needed</b>	
<b>Needles</b>	
<b>Yarn</b>	
<b>Other</b>	



# June 2017

SUNDAY	MONDAY	TUESDAY	WEDNESDAY	THURSDAY	FRIDAY	SATURDAY
				1	2	3
4	5	6	7	8	9	10
11	12	13	14	15	16	17
18	19	20	21	22	23	24
25	26	27	28	29	30	

**NOTES:**

---

---

---

---

---

---

---

---

# June Projects and Knit Alongs

<b>Pattern/KAL Name</b>	
<b>Pattern/KAL Location</b>	
<b>Start Date</b>	
<b>End Date</b>	
<b>Supplies Needed</b>	
<b>Needles</b>	
<b>Yarn</b>	
<b>Other</b>	

<b>Pattern/KAL Name</b>	
<b>Pattern/KAL Location</b>	
<b>Start Date</b>	
<b>End Date</b>	
<b>Supplies Needed</b>	
<b>Needles</b>	
<b>Yarn</b>	
<b>Other</b>	

<b>Pattern/KAL Name</b>	
<b>Pattern/KAL Location</b>	
<b>Start Date</b>	
<b>End Date</b>	
<b>Supplies Needed</b>	
<b>Needles</b>	
<b>Yarn</b>	
<b>Other</b>	

# July 2017

SUNDAY	MONDAY	TUESDAY	WEDNESDAY	THURSDAY	FRIDAY	SATURDAY
						1
2	3	4	5	6	7	8
9	10	11	12	13	14	15
16	17	18	19	20	21	22
23	24	25	26	27	28	29
30	31					

**NOTES:**

---

---

---

---

---

---

---

---

# July Projects and Knit Alongs

<b>Pattern/KAL Name</b>	
<b>Pattern/KAL Location</b>	
<b>Start Date</b>	
<b>End Date</b>	
<b>Supplies Needed</b>	
<b>Needles</b>	
<b>Yarn</b>	
<b>Other</b>	

<b>Pattern/KAL Name</b>	
<b>Pattern/KAL Location</b>	
<b>Start Date</b>	
<b>End Date</b>	
<b>Supplies Needed</b>	
<b>Needles</b>	
<b>Yarn</b>	
<b>Other</b>	

<b>Pattern/KAL Name</b>	
<b>Pattern/KAL Location</b>	
<b>Start Date</b>	
<b>End Date</b>	
<b>Supplies Needed</b>	
<b>Needles</b>	
<b>Yarn</b>	
<b>Other</b>	

# August 2017

SUNDAY	MONDAY	TUESDAY	WEDNESDAY	THURSDAY	FRIDAY	SATURDAY
		1	2	3	4	5
6	7	8	9	10	11	12
13	14	15	16	17	18	19
20	21	22	23	24	25	26
27	28	29	30	31		

**NOTES:**

---

---

---

---

---

---

---

---

# August Projects and Knit Alongs

<b>Pattern/KAL Name</b>	
<b>Pattern/KAL Location</b>	
<b>Start Date</b>	
<b>End Date</b>	
<b>Supplies Needed</b>	
<b>Needles</b>	
<b>Yarn</b>	
<b>Other</b>	

<b>Pattern/KAL Name</b>	
<b>Pattern/KAL Location</b>	
<b>Start Date</b>	
<b>End Date</b>	
<b>Supplies Needed</b>	
<b>Needles</b>	
<b>Yarn</b>	
<b>Other</b>	

<b>Pattern/KAL Name</b>	
<b>Pattern/KAL Location</b>	
<b>Start Date</b>	
<b>End Date</b>	
<b>Supplies Needed</b>	
<b>Needles</b>	
<b>Yarn</b>	
<b>Other</b>	

# September 2017

SUNDAY	MONDAY	TUESDAY	WEDNESDAY	THURSDAY	FRIDAY	SATURDAY
					1	2
3	4	5	6	7	8	9
10	11	12	13	14	15	16
17	18	19	20	21	22	23
24	25	26	27	28	29	30

**NOTES:**

---

---

---

---

---

---

---

---

# September Projects and Knit Alongs

<b>Pattern/KAL Name</b>	
<b>Pattern/KAL Location</b>	
<b>Start Date</b>	
<b>End Date</b>	
<b>Supplies Needed</b>	
<b>Needles</b>	
<b>Yarn</b>	
<b>Other</b>	

<b>Pattern/KAL Name</b>	
<b>Pattern/KAL Location</b>	
<b>Start Date</b>	
<b>End Date</b>	
<b>Supplies Needed</b>	
<b>Needles</b>	
<b>Yarn</b>	
<b>Other</b>	

<b>Pattern/KAL Name</b>	
<b>Pattern/KAL Location</b>	
<b>Start Date</b>	
<b>End Date</b>	
<b>Supplies Needed</b>	
<b>Needles</b>	
<b>Yarn</b>	
<b>Other</b>	



# October 2017

SUNDAY	MONDAY	TUESDAY	WEDNESDAY	THURSDAY	FRIDAY	SATURDAY
1	2	3	4	5	6	7
8	9	10	11	12	13	14
15	16	17	18	19	20	21
22	23	24	25	26	27	28
29	30	31				

**NOTES:**

---

---

---

---

---

---

---

---

# October Projects and Knit Alongs

<b>Pattern/KAL Name</b>	
<b>Pattern/KAL Location</b>	
<b>Start Date</b>	
<b>End Date</b>	
<b>Supplies Needed</b>	
<b>Needles</b>	
<b>Yarn</b>	
<b>Other</b>	

<b>Pattern/KAL Name</b>	
<b>Pattern/KAL Location</b>	
<b>Start Date</b>	
<b>End Date</b>	
<b>Supplies Needed</b>	
<b>Needles</b>	
<b>Yarn</b>	
<b>Other</b>	

<b>Pattern/KAL Name</b>	
<b>Pattern/KAL Location</b>	
<b>Start Date</b>	
<b>End Date</b>	
<b>Supplies Needed</b>	
<b>Needles</b>	
<b>Yarn</b>	
<b>Other</b>	

# November 2017

SUNDAY	MONDAY	TUESDAY	WEDNESDAY	THURSDAY	FRIDAY	SATURDAY
			1	2	3	4
5	6	7	8	9	10	11
12	13	14	15	16	17	18
19	20	21	22	23	24	25
26	27	28	29	30		

**NOTES:**

---

---

---

---

---

---

---

---

# November Projects and Knit Alongs

<b>Pattern/KAL Name</b>	
<b>Pattern/KAL Location</b>	
<b>Start Date</b>	
<b>End Date</b>	
<b>Supplies Needed</b>	
<b>Needles</b>	
<b>Yarn</b>	
<b>Other</b>	

<b>Pattern/KAL Name</b>	
<b>Pattern/KAL Location</b>	
<b>Start Date</b>	
<b>End Date</b>	
<b>Supplies Needed</b>	
<b>Needles</b>	
<b>Yarn</b>	
<b>Other</b>	

<b>Pattern/KAL Name</b>	
<b>Pattern/KAL Location</b>	
<b>Start Date</b>	
<b>End Date</b>	
<b>Supplies Needed</b>	
<b>Needles</b>	
<b>Yarn</b>	
<b>Other</b>	

# December 2017

SUNDAY	MONDAY	TUESDAY	WEDNESDAY	THURSDAY	FRIDAY	SATURDAY
					1	2
3	4	5	6	7	8	9
10	11	12	13	14	15	16
17	18	19	20	21	22	23
24	25	26	27	28	29	30
31						

**NOTES:**

---

---

---

---

---

---

---

---

# December Projects and Knit Alongs

<b>Pattern/KAL Name</b>	
<b>Pattern/KAL Location</b>	
<b>Start Date</b>	
<b>End Date</b>	
<b>Supplies Needed</b>	
<b>Needles</b>	
<b>Yarn</b>	
<b>Other</b>	

<b>Pattern/KAL Name</b>	
<b>Pattern/KAL Location</b>	
<b>Start Date</b>	
<b>End Date</b>	
<b>Supplies Needed</b>	
<b>Needles</b>	
<b>Yarn</b>	
<b>Other</b>	

<b>Pattern/KAL Name</b>	
<b>Pattern/KAL Location</b>	
<b>Start Date</b>	
<b>End Date</b>	
<b>Supplies Needed</b>	
<b>Needles</b>	
<b>Yarn</b>	
<b>Other</b>	

