

Wrap your Knits with



A Loom Knitter's Journal
2017 edition

Quick References



<http://www.goodknitkisses.com/>

<http://www.goodknitkisses.com/resources/>

<http://www.goodknitkisses.com/blog/>



<https://www.facebook.com/GoodKnitKissesYOUTUBE>

<http://www.facebook.com/groups/LoomKnitClub>

Designed something new? Email Us! design@goodknitkisses.com

Have a great story or blog idea? Email Us! contribute@goodknitkisses.com

Are you interested in contributing as a guest blogger? Do you have a design you'd like to share have highlighted on the blog & a potential video tutorial made? Go to the Home Page & click Contact. You will be at the **“Get In Touch”** screen. Click the drop down box, click on Contribute for blogs/resources OR Design. Also just “Say Hi” there, too! Happy Looming!

Journal by frogginalong.com/Loomer and Knitter versions adapted by GoodKnit Kisses

Loom Knitting Abbreviations

In a pattern it is necessary to abbreviate loom knitting stitches and instructions. It condenses the pattern down and makes it a shorter read. After you get used to loom knit abbreviations it will be second nature to read them and remember what it means.

We have compiled the following to help you understand what the loom knit abbreviations mean.

Approx = approximately

beg = begin(s) (ning)

bet = between

BO = bind off

btwn = between

care washing cleaning

CC = contrasting color

cn = cable needle

CO = cast on

cont = continue (s)(ing)

dbl = double

dec = decrease (s)(ing)

ew = ewrap, also k1tbl (knit one in the back

loop, also twisted knit)

f = flat knit

fk = flat knit

inc = increase(s)(ing)

k = knit

k1b = knit 1 in the row below.

k1b = knit through the back loop (also k1tbl)

= same as a ewrap (ew)

k2tog = knit 2 together

k2togb = Knit 2 stitches together through back loop (is k2tog using ew stitch).

k3tog = knit 3 together

k3togb = Knit 3 stitches together through back loop (is k3tog using ew stitch).

Kfb = knit in front and back of st.

lp st = loop stitch

lp(s) = loop(s)

M1 = make 1

M2 = make two

MC = main color

meas = measure(s)

ndl(s) = needle(s)

opp = opposite

p = purl

p1b = purl through the back loop (purl as usual but twist when replacing loop).

p2sso = pass 2 slipped sts over

p2tog = purl 2 together.

p2togb = purl 2 together in back (purl 2tog as usual but twist when replacing loop).

p3tog = purl 3 together

pat = pattern

Pm = place marker

psso = pass slipped stitch over.

PU = pick up

rem = remain(s)(ing)

rep = repeat(s)(ing)

rev = revers(e)(ing)

Rev St st = reverse stockinette stitch (purl side is right side)

rf = right front

RH = right hand

rnd(s) = round(s)

RS = right side

S2KP or S2KP2 = slip 2 stitches together, knit 1, pass two slip stitches over.

sk = skip

sk2p = Slip 1, k2tog, pass sl st over.
 skip = slip 1, knit 1, pass slipped stitch over
 sl = slip
 sl st = slip stitch
 slip1-k1-pssso = slip 1, knit 1, pass slip stitch
 over
 sm = slip marker
 sp(s) = space(s)
 sq(s) = square(s)
 ssk = slip, slip, knit
 St st = Stockinette stitch

st(s) = stitch(es)
 tbl = through the back loop
 tog = together
 work even
 WS = wrong side (if translating needle
 patterns use opp. stitch on these rows p = k,
 etc.)
 wyib = with yarn in back
 wyif = with yarn in front
yo = yarn over

Terminology

Term	Definition
Anchor Peg	A peg or thumb tack on the side of the knitting loom
Anchor Yarn	A length of scrap yarn used when working on a knitting board, which is placed on top of the cast on stitches, tying the ends together helps to pull the work down through the loom
Cable Needle	A short needle used to hold stitches so that their order can be switched. Usually used for cable stitch or crossing drop stitches
Double Rake Loom or Knitting Board	A knitting loom with two rows of pegs
Dropped stitches	A stitch that falls off of a peg
Fair Isle	This pattern uses different colored yarns, however only 2 colors are worked in a row
Felting	The process of shrinking a project made of 100% wool to make the fiber thicker & stronger
Flat Removal	Binding off the loom in order for the item to lay flat i.e. scarf, dishcloth or afghan
Frog	Unraveling a number of rows on a loom in order to correct an error
Gauge	Refers to the measurement of a number of stitches horizontally and the number of rows vertically. Most often measured with at least a 4 inch square. This finished piece is called a swatch.
Intarsia	A technique used to create patterns with multiple colors
Round	Working circularly around a loom.
Single rake	A straight knitting loom with one row of pegs
Tink	Undoing your stitches one stitch at a time. K-N-I-T backwards.
Wrapping & Turning	A technique used to create short rows
Weave ends	Hiding and securing the yarn tail ends on the finished item

Work in Progress Cards — Keep a card with each project.

Work in Progress		
Pattern Name:	_____	
Pattern Source:	_____	
Start Date:	_____	Loom: _____
Yarn Brand:	Color: _____	Lot# _____
Notes:	_____	


Work in Progress		
Pattern Name:	_____	
Pattern Source:	_____	
Start Date:	_____	Loom: _____
Yarn Brand:	Color: _____	Lot# _____
Notes:	_____	


Work in Progress		
Pattern Name:	_____	
Pattern Source:	_____	
Start Date:	_____	Loom: _____
Yarn Brand:	Color: _____	Lot# _____
Notes:	_____	


Work in Progress		
Pattern Name:	_____	
Pattern Source:	_____	
Start Date:	_____	Loom: _____
Yarn Brand:	Color: _____	Lot# _____
Notes:	_____	


Yarn Stash Cards


— Cut out cards, fold along dotted line, punch out hole and attach yarn sample.


Brand: _____		
Color: _____		
Dye Lot: _____		

Brand: _____		
Color: _____		
Dye Lot: _____		

Brand: _____		
Color: _____		
Dye Lot: _____		

Brand: _____		
Color: _____		
Dye Lot: _____		

Brand: _____		
Color: _____		
Dye Lot: _____		

Brand: _____		
Color: _____		
Dye Lot: _____		

January 2017

SUNDAY	MONDAY	TUESDAY	WEDNESDAY	THURSDAY	FRIDAY	SATURDAY
1	2	3	4	5	6	7
8	9	10	11	12	13	14
15	16	17	18	19	20	21
22	23	24	25	26	27	28
29	30	31				

NOTES:

January Projects and Loom Alongs

Pattern/LAL Name	
Pattern/LAL Location	
Start Date	
End Date	
Supplies Needed	
Loom	
Yarn	
Other	

Pattern/LAL Name	
Pattern/LAL Location	
Start Date	
End Date	
Supplies Needed	
Loom	
Yarn	
Other	

Pattern/LAL Name	
Pattern/LAL Location	
Start Date	
End Date	
Supplies Needed	
Loom	
Yarn	
Other	

February 2017

SUNDAY	MONDAY	TUESDAY	WEDNESDAY	THURSDAY	FRIDAY	SATURDAY
			1	2	3	4
5	6	7	8	9	10	11
12	13	14	15	16	17	18
19	20	21	22	23	24	25
26	27	28				

NOTES:

February Projects and Loom Alongs

Pattern/LAL Name	
Pattern/LAL Location	
Start Date	
End Date	
Supplies Needed	
Loom	
Yarn	
Other	

Pattern/LAL Name	
Pattern/LAL Location	
Start Date	
End Date	
Supplies Needed	
Loom	
Yarn	
Other	

Pattern/LAL Name	
Pattern/LAL Location	
Start Date	
End Date	
Supplies Needed	
Loom	
Yarn	
Other	

March 2017

SUNDAY	MONDAY	TUESDAY	WEDNESDAY	THURSDAY	FRIDAY	SATURDAY
			1	2	3	4
5	6	7	8	9	10	11
12	13	14	15	16	17	18
19	20	21	22	23	24	25
26	27	28	29	30	31	

NOTES:

March Projects and Loom Alongs

Pattern/LAL Name	
Pattern/LAL Location	
Start Date	
End Date	
Supplies Needed	
Loom	
Yarn	
Other	

Pattern/LAL Name	
Pattern/LAL Location	
Start Date	
End Date	
Supplies Needed	
Loom	
Yarn	
Other	

Pattern/LAL Name	
Pattern/LAL Location	
Start Date	
End Date	
Supplies Needed	
Loom	
Yarn	
Other	

April 2017

SUNDAY	MONDAY	TUESDAY	WEDNESDAY	THURSDAY	FRIDAY	SATURDAY
						1
2	3	4	5	6	7	8
9	10	11	12	13	14	15
16	17	18	19	20	21	22
23	24	25	26	27	28	29
30						

NOTES:

April Projects and Loom Alongs

Pattern/LAL Name	
Pattern/LAL Location	
Start Date	
End Date	
Supplies Needed	
Loom	
Yarn	
Other	

Pattern/LAL Name	
Pattern/LAL Location	
Start Date	
End Date	
Supplies Needed	
Loom	
Yarn	
Other	

Pattern/LAL Name	
Pattern/LAL Location	
Start Date	
End Date	
Supplies Needed	
Loom	
Yarn	
Other	

May 2017

SUNDAY	MONDAY	TUESDAY	WEDNESDAY	THURSDAY	FRIDAY	SATURDAY
	1	2	3	4	5	6
7	8	9	10	11	12	13
14	15	16	17	18	19	20
21	22	23	24	25	26	27
28	29	30	31			

NOTES:

May Projects and Loom Alongs

Pattern/LAL Name	
Pattern/LAL Location	
Start Date	
End Date	
Supplies Needed	
Loom	
Yarn	
Other	

Pattern/LAL Name	
Pattern/LAL Location	
Start Date	
End Date	
Supplies Needed	
Loom	
Yarn	
Other	

Pattern/LAL Name	
Pattern/LAL Location	
Start Date	
End Date	
Supplies Needed	
Loom	
Yarn	
Other	

June 2017

SUNDAY	MONDAY	TUESDAY	WEDNESDAY	THURSDAY	FRIDAY	SATURDAY
				1	2	3
4	5	6	7	8	9	10
11	12	13	14	15	16	17
18	19	20	21	22	23	24
25	26	27	28	29	30	

NOTES:

June Projects and Loom Alongs

Pattern/LAL Name	
Pattern/LAL Location	
Start Date	
End Date	
Supplies Needed	
Loom	
Yarn	
Other	

Pattern/LAL Name	
Pattern/LAL Location	
Start Date	
End Date	
Supplies Needed	
Loom	
Yarn	
Other	

Pattern/LAL Name	
Pattern/LAL Location	
Start Date	
End Date	
Supplies Needed	
Loom	
Yarn	
Other	

July 2017

SUNDAY	MONDAY	TUESDAY	WEDNESDAY	THURSDAY	FRIDAY	SATURDAY
						1
2	3	4	5	6	7	8
9	10	11	12	13	14	15
16	17	18	19	20	21	22
23	24	25	26	27	28	29
30	31					

NOTES:

July Projects and Loom Alongs

Pattern/LAL Name	
Pattern/LAL Location	
Start Date	
End Date	
Supplies Needed	
Loom	
Yarn	
Other	

Pattern/LAL Name	
Pattern/LAL Location	
Start Date	
End Date	
Supplies Needed	
Loom	
Yarn	
Other	

Pattern/LAL Name	
Pattern/LAL Location	
Start Date	
End Date	
Supplies Needed	
Loom	
Yarn	
Other	

August 2017

SUNDAY	MONDAY	TUESDAY	WEDNESDAY	THURSDAY	FRIDAY	SATURDAY
		1	2	3	4	5
6	7	8	9	10	11	12
13	14	15	16	17	18	19
20	21	22	23	24	25	26
27	28	29	30	31		

NOTES:

August Projects and Loom Alongs

Pattern/LAL Name	
Pattern/LAL Location	
Start Date	
End Date	
Supplies Needed	
Loom	
Yarn	
Other	

Pattern/LAL Name	
Pattern/LAL Location	
Start Date	
End Date	
Supplies Needed	
Loom	
Yarn	
Other	

Pattern/LAL Name	
Pattern/LAL Location	
Start Date	
End Date	
Supplies Needed	
Loom	
Yarn	
Other	

September 2017

SUNDAY	MONDAY	TUESDAY	WEDNESDAY	THURSDAY	FRIDAY	SATURDAY
					1	2
3	4	5	6	7	8	9
10	11	12	13	14	15	16
17	18	19	20	21	22	23
24	25	26	27	28	29	30

NOTES:

September Projects and Loom Alongs

Pattern/LAL Name	
Pattern/LAL Location	
Start Date	
End Date	
Supplies Needed	
Loom	
Yarn	
Other	

Pattern/LAL Name	
Pattern/LAL Location	
Start Date	
End Date	
Supplies Needed	
Loom	
Yarn	
Other	

Pattern/LAL Name	
Pattern/LAL Location	
Start Date	
End Date	
Supplies Needed	
Loom	
Yarn	
Other	

October 2017

SUNDAY	MONDAY	TUESDAY	WEDNESDAY	THURSDAY	FRIDAY	SATURDAY
1	2	3	4	5	6	7
8	9	10	11	12	13	14
15	16	17	18	19	20	21
22	23	24	25	26	27	28
29	30	31				

NOTES:

October Projects and Loom Alongs

Pattern/LAL Name	
Pattern/LAL Location	
Start Date	
End Date	
Supplies Needed	
Loom	
Yarn	
Other	

Pattern/LAL Name	
Pattern/LAL Location	
Start Date	
End Date	
Supplies Needed	
Loom	
Yarn	
Other	

Pattern/LAL Name	
Pattern/LAL Location	
Start Date	
End Date	
Supplies Needed	
Loom	
Yarn	
Other	

November 2017

SUNDAY	MONDAY	TUESDAY	WEDNESDAY	THURSDAY	FRIDAY	SATURDAY
			1	2	3	4
5	6	7	8	9	10	11
12	13	14	15	16	17	18
19	20	21	22	23	24	25
26	27	28	29	30		

NOTES:

November Projects and Loom Alongs

Pattern/LAL Name	
Pattern/LAL Location	
Start Date	
End Date	
Supplies Needed	
Loom	
Yarn	
Other	

Pattern/LAL Name	
Pattern/LAL Location	
Start Date	
End Date	
Supplies Needed	
Loom	
Yarn	
Other	

Pattern/LAL Name	
Pattern/LAL Location	
Start Date	
End Date	
Supplies Needed	
Loom	
Yarn	
Other	

December 2017

SUNDAY	MONDAY	TUESDAY	WEDNESDAY	THURSDAY	FRIDAY	SATURDAY
					1	2
3	4	5	6	7	8	9
10	11	12	13	14	15	16
17	18	19	20	21	22	23
24	25	26	27	28	29	30
31						

NOTES:

December Projects and Loom Alongs

Pattern/LAL Name	
Pattern/LAL Location	
Start Date	
End Date	
Supplies Needed	
Loom	
Yarn	
Other	

Pattern/LAL Name	
Pattern/LAL Location	
Start Date	
End Date	
Supplies Needed	
Loom	
Yarn	
Other	

Pattern/LAL Name	
Pattern/LAL Location	
Start Date	
End Date	
Supplies Needed	
Loom	
Yarn	
Other	

